

Scaled data based on original data using
LM-79-08 Approved Method: Electrical and Photometric Measurements of Solid-
State Lighting Products

Test Report Prepared for
Cooper Lighting Solutions
(formerly Eaton)

Brand: STREETWORKS

Report Number: P191387

Luminaire Tested: **GAN-AF-09-LED-U-T2-1200-ADJ**

Issue Date: 3/3/2020

Test Information

Test Method: LM-79-08
Report Number: P191387
TEST IS SCALED FROM IESNA LM-79-08 TEST DATA (P24139)
Test Lab: INNOVATION CENTER P2
Issue Date: 3/3/2020
Manufacturer: COOPER LIGHTING SOLUTIONS (FORMERLY EATON)
Product Line: STREETWORKS
Catalog Number: GAN-AF-09-LED-U-T2-1200-ADJ
Description: GALLEON AREA AND ROADWAY LUMINAIRE
(9) 70 CRI, 4000K, 1200mA LIGHTSQUARES WITH 16 LEDS EACH AND TYPE II OPTICS
Light Source: -
Ballast/Driver: ELECTRONIC DRIVER

Summary

Lumens per Lamp: N/A
Luminaire Lumens: 58600.8 lumens
Efficiency: N/A
Efficacy: 101.9 lumens/watt
Luminous Opening: Rectangular (W 2.5' x L: 1' x H: 0')
IES Classification: Type II - Medium - Full Cutoff
BUG Rating: B4 - U0 - G5

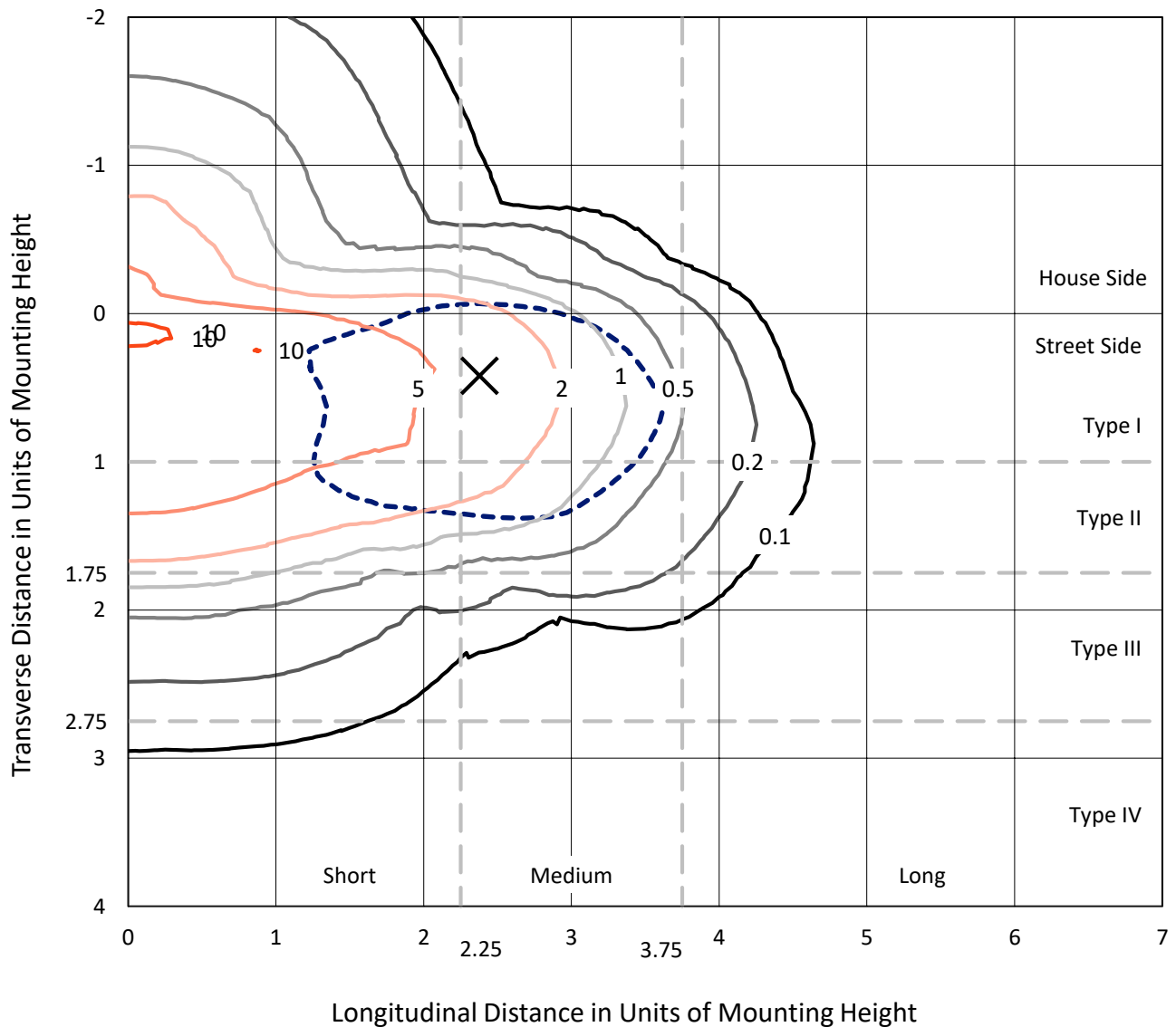
Input Watts (W): 575
Input Voltage (V): NR
Input Current (Ain): NR
Voltage Rise (V): NR
Power Factor: NR
Total Harmonic Distortion (THDi): NR
Frequency (hertz): 60
Stabilization Time: NR
Operation Time: NR
Ambient Temperature (°C): NR
Test Distance: 28.75 FT



REPORT NUMBER: P191387
 CATALOG NUMBER: GAN-AF-09-LED-U-T2-1200-ADJ

Iso-Footcandle Lines of Horizontal Illumination

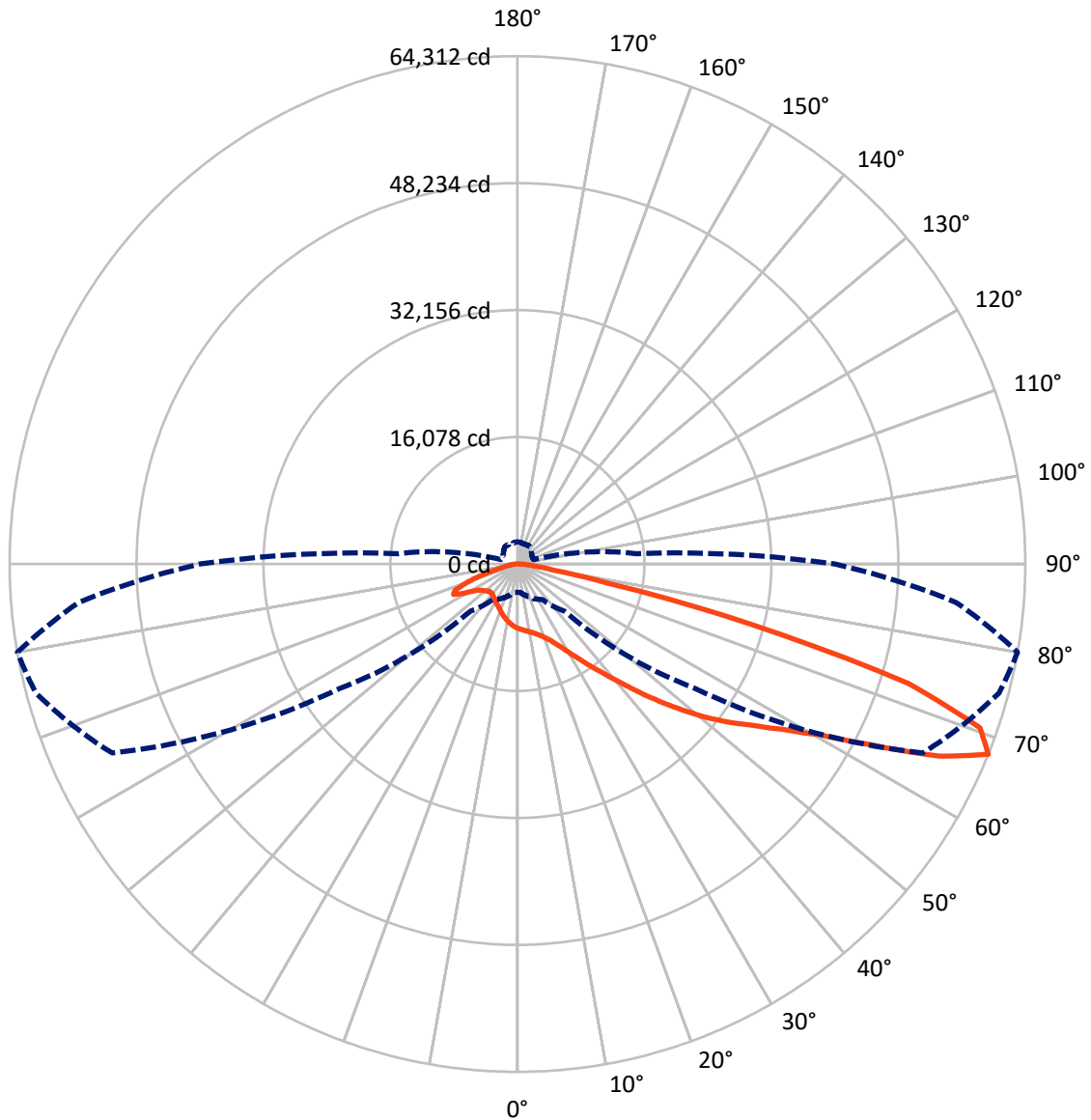
× Max cd
 - - - 1/2 Max cd



Based on 30 foot mounting height. Maximum calculated value = 11 fc
 Type II - Medium - Full Cutoff

REPORT NUMBER: P191387
CATALOG NUMBER: GAN-AF-09-LED-U-T2-1200-ADJ

Luminous Intensity Polar Plot



— Vertical Plane Through 80-Deg Lateral - - - Horizontal Cone Through 67.5-Deg Vertical

REPORT NUMBER: P191387

CATALOG NUMBER: GAN-AF-09-LED-U-T2-1200-ADJ

FLUX DISTRIBUTION:

		Downward	Upward	Total
House Side	Lumens	10792.0	0.0	10792.0
	% Fixture	18.4	0.0	18.4
Street Side	Lumens	47808.7	0.0	47808.7
	% Fixture	81.6	0.0	81.6
Total	Lumens	58600.8	0.0	58600.8
	% Fixture	100.0	0.0	100.0

Coefficient of Utilization

ZONAL LUMENS:

Zone	Lumens	% Fixture
0°-10°	751.0	1.3
10°-20°	2163.4	3.7
20°-30°	3580.9	6.1
30°-40°	5857.5	10.0
40°-50°	9457.5	16.1
50°-60°	13653.9	23.3
60°-70°	15067.9	25.7
70°-80°	6945.3	11.9
80°-90°	1123.4	1.9
90°-100°	0.0	0.0
100°-110°	0.0	0.0
110°-120°	0.0	0.0
120°-130°	0.0	0.0
130°-140°	0.0	0.0
140°-150°	0.0	0.0
150°-160°	0.0	0.0
160°-170°	0.0	0.0
170°-180°	0.0	0.0
0°-90°	58600.8	100.0
0°-180°	58600.8	100.0



REPORT NUMBER: P191387

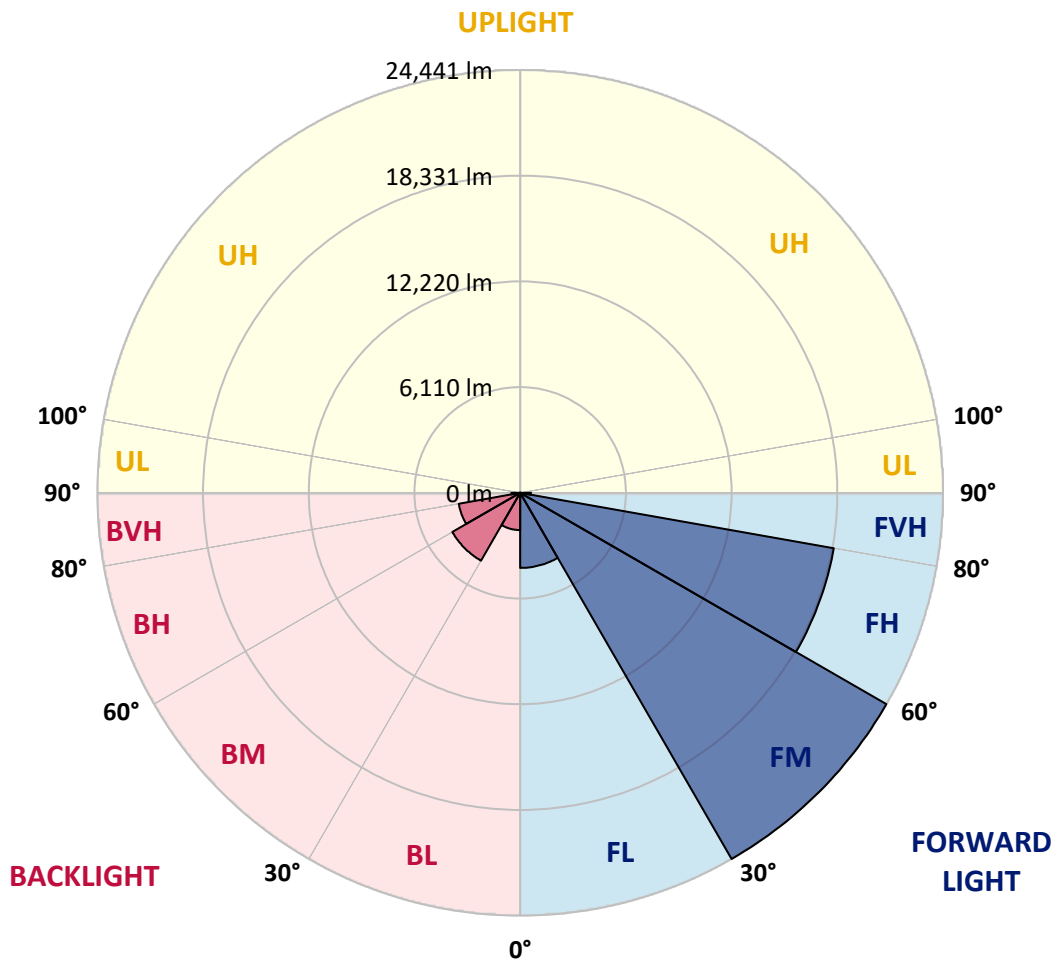
CATALOG NUMBER: GAN-AF-09-LED-U-T2-1200-ADJ

LUMINAIRE CLASSIFICATION SYSTEM LUMEN TABLE AND BUG RATING:

Zone		Lumens	% Fixture	Zone Rating/Lumen Limit		
				B	U	G
FL	(0°-30°)	4342.2	7.4			
FM	(30°-60°)	24440.9	41.7			
FH	(60°-80°)	18408.0	31.4			G5
FVH	(80°-90°)	617.6	1.1			G4/750
BL	(0°-30°)	2153.2	3.7	B3/2500		
BM	(30°-60°)	4527.9	7.7	B3/5000		
BH	(60°-80°)	3605.2	6.2	B4/5000		G4/5000
BVH	(80°-90°)	505.8	0.9			G4/750
UL	(90°-100°)	0.0	0.0		U0/0	
UH	(100°-180°)	0.0	0.0		U0/0	

BUG Rating: B4-U0-G5

Type II Medium





REPORT NUMBER: P191387
 CATALOG NUMBER: GAN-AF-09-LED-U-T2-1200-ADJ

CANDELA DISTRIBUTION (FULL):

	0°	5°	15°	25°	35°	45°	55°	65°	75°	80°	85°
0°	8141.4	8141.4	8141.4	8141.4	8141.4	8141.4	8141.4	8141.4	8141.4	8141.4	8141.4
2.5°	8905.9	8853.9	8862.5	8848.1	8804.8	8729.9	8649.2	8501.9	8349.0	8268.3	8204.8
5°	9650.2	9635.8	9615.5	9569.4	9459.7	9303.9	9110.7	8851.1	8571.2	8424.1	8282.7
7.5°	10207.0	10198.3	10172.3	10143.5	10036.8	9849.3	9557.8	9188.6	8781.8	8579.9	8360.6
10°	10253.1	10267.6	10287.7	10365.7	10380.1	10279.1	9982.0	9534.8	9001.0	8741.4	8461.5
12.5°	9860.7	9892.5	9970.4	10169.5	10380.1	10504.2	10351.2	9898.3	9257.8	8943.4	8588.5
15°	9341.5	9358.8	9454.0	9728.1	10106.0	10489.7	10634.0	10299.3	9589.6	9203.0	8779.0
17.5°	9119.3	9128.0	9194.4	9376.2	9728.1	10276.3	10792.6	10734.9	9996.4	9526.1	9012.6
20°	9006.9	9027.0	9122.3	9301.1	9523.3	10002.1	10815.7	11205.2	10481.1	9930.0	9306.9
22.5°	9327.1	9318.4	9353.0	9442.4	9630.0	9918.5	10798.4	11689.9	11098.4	10449.3	9690.6
25°	10074.2	10106.0	10045.4	9944.4	10005.1	10207.0	10890.7	12215.0	11871.7	11115.7	10192.6
27.5°	11138.8	11107.1	11017.7	10781.1	10657.0	10743.5	11196.5	12780.3	12832.3	11992.8	10856.1
30°	12200.5	12174.5	12088.0	11799.4	11545.6	11473.5	11790.8	13429.5	13977.6	13045.8	11669.6
32.5°	13302.6	13273.7	13192.9	12904.4	12598.6	12431.3	12636.1	14179.5	15327.8	14303.6	12627.5
35°	14661.3	14606.5	14436.3	14035.3	13735.3	13605.5	13700.7	15123.0	16885.6	15792.2	13790.1
37.5°	15939.4	16023.1	15849.9	15296.1	14906.5	14860.4	14967.2	16274.0	18564.7	17456.9	15125.9
40°	17223.2	17237.6	17081.8	16628.9	16227.9	16152.9	16421.2	17670.4	20546.7	19447.5	16750.1
42.5°	18550.3	18579.1	18316.5	17898.3	17604.0	17618.4	17924.2	19306.2	22820.0	21792.9	18619.5
45°	20122.6	20165.8	19877.4	19329.2	19060.9	19600.4	19473.5	21141.0	25312.6	24458.7	20765.9
47.5°	21767.0	21833.4	21614.1	21100.6	20765.9	21507.3	21022.7	23174.8	27995.6	27317.7	23123.0
50°	22664.2	22759.4	22972.9	22935.4	22863.3	22739.3	22750.7	25355.9	30762.3	30294.9	25546.3
52.5°	22182.5	22179.5	22958.5	23904.7	24914.5	24989.5	24856.8	27655.2	33347.2	33205.9	27828.3
55°	19978.3	20128.4	21308.3	23140.3	25898.3	27620.6	28012.9	30289.2	35886.0	36050.4	30144.9
57.5°	16308.7	16432.7	18025.2	20578.4	24571.2	29184.3	32501.9	34117.6	38724.8	39492.1	33228.9
60°	11061.0	11210.9	12898.7	15965.4	20999.6	28312.9	36774.6	40949.1	42123.3	43868.6	37556.4
62.5°	6499.8	6635.4	8011.5	10071.4	14785.4	24265.4	38649.7	50668.5	47521.0	50472.3	44157.2
65°	4474.6	4566.9	5236.2	6269.1	8496.2	16343.3	36324.5	57378.9	55826.8	58654.1	51810.9
67.5°	3600.4	3588.9	4119.7	4823.6	5469.9	8427.0	27467.7	56620.2	63131.5	64311.5	55783.6
70°	2965.7	2954.2	3314.8	3897.5	4370.7	4745.8	14961.4	47780.7	61642.9	62121.8	52125.4
72.5°	2481.1	2492.6	2723.4	3156.1	3586.0	3574.5	6574.8	33612.6	48493.3	51805.2	41552.1
75°	2094.5	2100.2	2253.2	2558.9	2910.9	2879.2	3565.8	18209.9	28188.9	30494.0	23033.5
77.5°	1782.9	1788.6	1886.7	2056.9	2308.0	2296.4	2602.2	7867.3	11759.1	11614.8	7878.9
80°	1589.6	1589.6	1635.8	1667.5	1806.0	1754.1	1930.0	3779.3	4970.8	4590.0	3144.7
82.5°	1246.3	1252.1	1534.8	1523.3	1422.3	1355.9	1355.9	2227.2	2634.0	2434.9	1840.6
85°	701.0	698.2	989.5	1194.4	1252.1	954.9	946.2	1246.3	1433.9	1263.7	891.5
87.5°	300.0	305.8	458.7	530.8	709.7	594.3	585.6	643.3	729.9	631.8	412.6
90°	0.0	0.0	0.0	0.0	0.0	0.0	0.0	0.0	0.0	0.0	0.0



REPORT NUMBER: P191387
 CATALOG NUMBER: GAN-AF-09-LED-U-T2-1200-ADJ

CANDELA DISTRIBUTION (continued):

	90°	95°	105°	115°	125°	135°	145°	155°	165°	175°	180°
0°	8141.4	8141.4	8141.4	8141.4	8141.4	8141.4	8141.4	8141.4	8141.4	8141.4	8141.4
2.5°	8144.2	8069.2	7904.8	7700.0	7515.3	7394.2	7284.5	7125.9	7134.5	7024.9	6944.1
5°	8138.5	7982.7	7601.9	7148.9	6713.3	6398.9	6162.3	5948.8	5896.9	5795.8	5735.3
7.5°	8144.2	7890.3	7249.9	6525.8	5986.3	5588.2	5386.2	5273.7	5247.7	5213.2	5216.0
10°	8164.5	7806.6	6863.3	5943.0	5377.6	5115.1	5066.0	5100.6	5141.0	5152.5	5155.5
12.5°	8210.6	7731.7	6439.3	5423.7	4996.7	4916.0	4999.7	5117.9	5195.8	5233.3	5230.4
15°	8314.4	7674.0	6032.4	5017.0	4786.2	4829.5	4985.2	5152.5	5265.0	5317.0	5319.9
17.5°	8427.0	7590.3	5614.2	4705.4	4630.4	4739.9	4933.3	5129.5	5267.9	5325.6	5337.1
20°	8574.1	7486.5	5175.6	4471.7	4483.2	4607.3	4789.0	4985.2	5138.1	5187.2	5210.2
22.5°	8767.4	7373.9	4791.9	4281.3	4315.9	4411.1	4552.4	4722.7	4855.3	4878.5	4898.7
25°	9027.0	7252.8	4486.2	4108.2	4122.6	4177.4	4272.7	4373.6	4465.9	4439.9	4460.2
27.5°	9376.2	7148.9	4258.2	3949.5	3923.5	3935.1	3984.1	4015.9	4064.9	3992.8	4001.5
30°	9785.8	7036.4	4082.2	3811.0	3738.9	3718.7	3730.3	3747.6	3785.0	3687.0	3672.6
32.5°	10261.8	6900.8	3917.8	3689.9	3588.9	3548.5	3554.2	3600.4	3744.7	3684.1	3652.3
35°	10815.7	6747.9	3744.7	3557.1	3488.0	3430.3	3424.4	3568.7	3998.5	3961.1	3932.2
37.5°	11464.8	6595.0	3571.5	3407.1	3412.9	3349.4	3329.2	3493.7	4047.6	3900.5	3880.3
40°	12289.9	6514.3	3424.4	3248.5	3320.6	3311.9	3271.5	3355.2	3724.5	3456.1	3421.6
42.5°	13311.1	6525.8	3314.8	3078.3	3210.9	3303.3	3239.8	3242.7	3375.4	3173.5	3141.7
45°	14571.9	6661.4	3236.9	2942.6	3086.9	3294.6	3228.2	3182.1	3193.7	3086.9	3069.6
47.5°	16043.2	6941.2	3182.1	2830.1	2968.6	3262.9	3225.4	3164.8	3138.8	3081.1	3066.7
50°	17679.0	7348.0	3141.7	2723.4	2861.9	3210.9	3228.2	3147.5	3118.7	3095.6	3086.9
52.5°	19285.9	7812.5	3081.1	2631.1	2778.2	3147.5	3236.9	3130.2	3098.4	3081.1	3072.4
55°	21077.5	8392.4	2988.9	2553.2	2709.0	3066.7	3236.9	3104.2	3069.6	3072.4	3069.6
57.5°	23498.0	9329.9	2879.2	2486.8	2625.3	2968.6	3182.1	3075.4	3032.1	3035.0	3037.9
60°	27280.2	10983.0	2746.5	2420.5	2521.5	2853.2	3107.1	3011.9	2968.6	2980.2	2983.0
62.5°	32842.3	13409.2	2573.3	2322.4	2411.8	2729.1	3003.3	2931.2	2887.9	2916.7	2916.7
65°	38623.9	15549.9	2359.8	2198.3	2296.4	2593.6	2873.4	2830.1	2786.8	2853.2	2850.4
67.5°	40178.8	15071.0	2146.5	2062.8	2181.0	2443.5	2717.7	2694.6	2671.4	2786.8	2781.1
70°	35692.7	12099.5	1950.3	1924.3	2054.1	2282.0	2550.3	2550.3	2535.9	2622.4	2602.2
72.5°	27193.6	8579.9	1762.7	1777.2	1909.8	2106.1	2368.5	2388.8	2365.7	2408.9	2391.7
75°	14557.5	4910.2	1575.1	1615.5	1730.9	1927.1	2166.6	2186.8	2172.3	2169.5	2178.2
77.5°	4838.0	2400.3	1379.0	1442.5	1543.4	1742.5	1956.0	1987.7	1953.1	1947.4	1944.4
80°	2155.1	1508.9	1162.7	1246.3	1335.8	1531.9	1733.9	1759.8	1722.3	1774.2	1707.9
82.5°	1384.8	992.5	931.8	1024.2	1110.7	1321.3	1511.7	1517.4	1482.9	1722.3	1468.4
85°	672.2	614.5	701.0	784.7	859.7	1038.6	1252.1	1255.0	1168.4	1064.6	1027.0
87.5°	334.6	357.7	467.4	542.4	579.9	712.6	911.7	894.4	856.8	779.0	718.3
90°	0.0	0.0	0.0	0.0	0.0	0.0	0.0	0.0	0.0	0.0	0.0

(END OF REPORT)